



Desoto Park

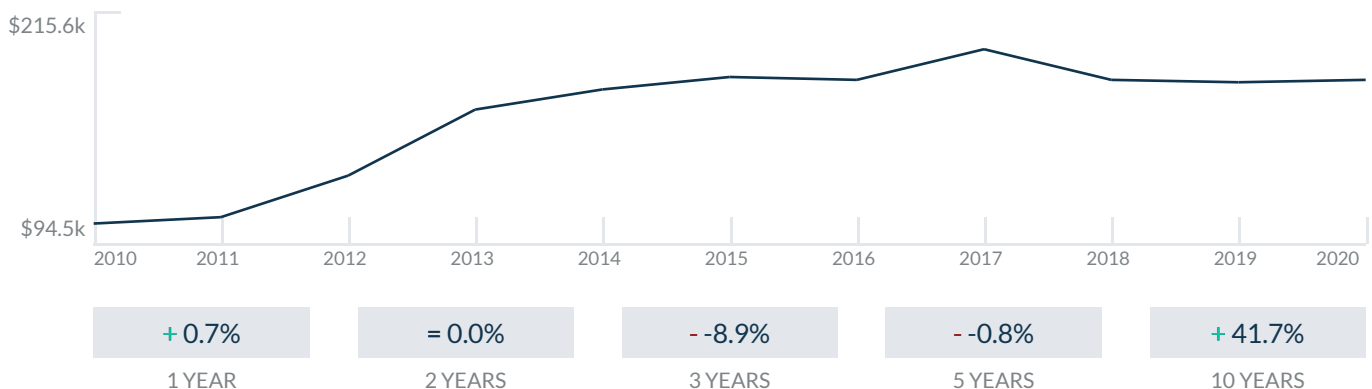
501 Three Islands BLVD
Hallandale, FL 33009

Every month we compile this comprehensive market report focus on Desoto Park in this convenient and easy to read format. Our datas comes from more than six different sources including MLS Associations, County Offices and Financial Institutions. Get this report for free every month on our website desotoparkcondosforsale.com.

Property Stats

POSTAL CODE 33009

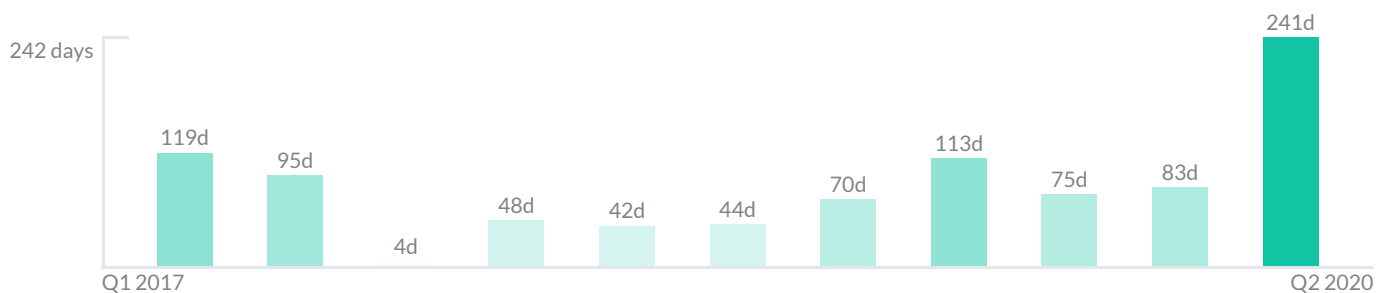
The property stats graph represents the median price evolution since ten years in your postal code area.



Similar Properties

DAYS ON THE MARKET

Everyday 3 months we monitor how many days it takes for similar properties to be sold. This is also a good indicator to know when to buy or sale!



Mortgage Rates

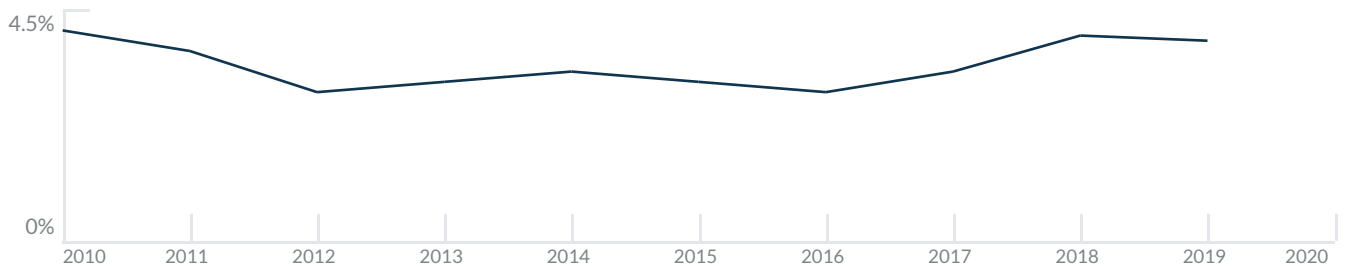
PER YEAR

Understanding mortgage economics is important when you want to buy with a loan. Below is the historical yearly average mortgage rates in the Unites States retrieved from Freddie Mac©

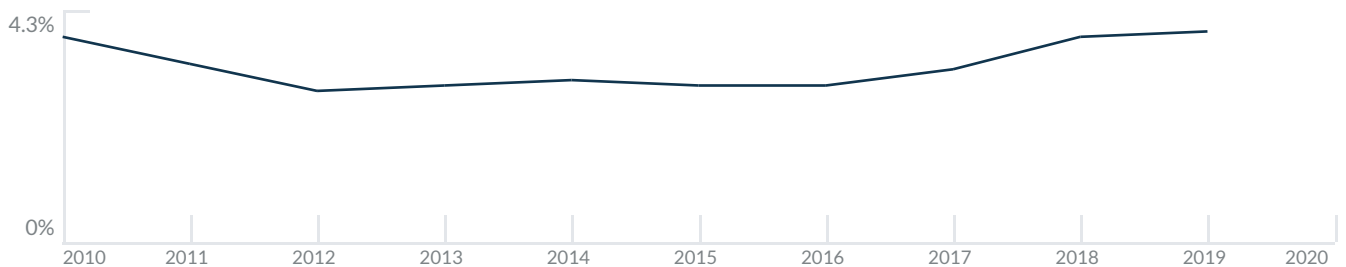
30 YEARS FIXED 4.4%



15 YEARS FIXED 3.9%



5/1-YEAR ADJUSTABLE 3.9%



Schools

CLOSEST

Having good schools nearby is important if you have kids or plan to rent or sell your home. Ratings are retrieved from the leading independent and nonprofit GreatSchools©

ELEMENTARY SCHOOL	MIDDLE SCHOOL	HIGH SCHOOL
Beachside Montessori Village	Hollywood Academy of Arts and Science Middle School	Hallandale High School
10/10	10/10	3/10

Insights

IN DESOTO PARK

Below the average listing prices of available unit per property type.

1 BED
\$85,000
 AVERAGE PRICE
 2 FOR SALE
 1 FOR RENT

2 BEDS
\$140,000
 AVERAGE PRICE
 4 FOR SALE
 1 FOR RENT

-300.9% to 62.6%
 CAP RATE
 Yearly net income when rent

5.7%
 NEGOTIABILITY
 What you can negotiate

6
 AVAILABLE

0
 SOLD

Sale within the last month

Activity

SOLD OR RENTED

Below the latest transactions reported by the local MLS Association for Desoto Park



\$1,425



UNIT 318

RENTED | JUL 2020



\$99,000



UNIT 422

SOLD | AUG 2020

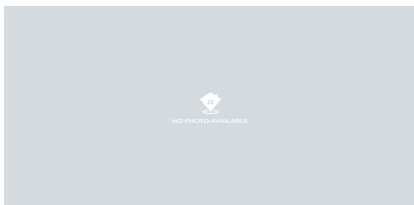


\$1,550



UNIT 418

RENTED | JUL 2020



\$1,375



UNIT 407

SOLD | JUL 2020



\$1,300



UNIT 218

RENTED | JUL 2020



\$176,000



UNIT 319

SOLD | JUL 2020

Sold

LAST 20 PROPERTIES SOLD IN DESOTO PARK

Unit	Price	Beds/Baths	\$/Sqft	Sqft	Buying Date	Days on Market
422	\$99,000	1/2	\$104.2	950	Jun 2020	241
407	\$1,375	2/1	\$1.5	940	Mar 2020	14
319	\$176,000	1/2	\$187.2	940	Jan 2020	138
106	\$179,000	2/2	\$170.5	1,050	Jan 2020	75
614	\$195,000	2/2	\$171.8	1,135	Jan 2020	104
318	\$154,900	2/2	\$167.6	924	Dec 2019	49
222	\$107,900	1/2	\$113.6	950	Dec 2019	73
212	\$139,900	1/1	\$174.9	800	Dec 2019	57
202	\$130,000	2/2	\$118.2	1,100	Dec 2019	68
310	\$195,000	2/2	\$148.9	1,310	Dec 2019	57
407	\$168,000	2/1	\$178.7	940	Dec 2019	108
106	\$1,350	1/1	\$1.7	800	Nov 2019	73
321	\$250,000	2/3	\$277.8	900	Nov 2019	54
510	\$209,900	2/2	\$160.2	1,310	Nov 2019	144
220	\$195,000	2/2	\$141.8	1,375	Nov 2019	113
501	\$155,000	2/2	\$150.9	1,027	Oct 2019	182
137	\$155,000	2/2	N/A	N/A	Oct 2019	2
505	\$155,000	1/1	\$193.8	800	Oct 2019	23
107	\$154,900	2/1	\$164.8	940	Oct 2019	52
108	\$139,900	1/2	\$148.8	940	Sep 2019	7

Rented

LAST 20 PROPERTIES RENTED IN DESOTO PARK

Unit	Price	Beds/Baths	\$/Sqft	Sqft	Rented Date	Days on Market
318	\$1,425	2/1	\$1.5	924	Jul 2020	151
418	\$1,550	2/1	\$1.7	924	Apr 2020	38
218	\$1,300	1/2	\$1.4	924	Mar 2020	192
2	\$1,700	2/2	\$1.5	1,140	Jan 2020	190
108	\$1,700	2/2	\$1.5	1,150	Dec 2019	27
215	\$1,300	1/1	\$1.6	800	Dec 2019	31
207	\$1,450	2/2	\$1.6	924	Nov 2019	24
312	\$1,250	1/1	\$2.0	640	Nov 2019	43
118	\$1,600	2/2	\$1.7	940	Oct 2019	103
201	\$1,575	2/2	\$1.5	1,050	Oct 2019	17
411	\$1,300	2/1	\$1.4	940	Oct 2019	16
504	\$1,350	1/2	\$1.4	940	Oct 2019	62
316	\$1,000	1/1	\$1.6	640	Oct 2019	44
117	\$1,300	1/1	\$1.6	800	Sep 2019	95
107	\$1,100	1/1	\$1.7	640	Sep 2019	10
303	\$1,400	2/2	\$1.3	1,050	Sep 2019	31
320	\$1,650	2/2	\$1.3	1,310	Sep 2019	88
212	\$1,175	1/1	\$1.8	640	Sep 2019	91
411	\$1,400	2/2	\$1.5	940	Sep 2019	22
108	\$1,300	1/2	\$1.4	940	Sep 2019	26

Currently Listed

ACTIVE LISTINGS 1/1

Unit	Price	Beds/Baths	\$/Sqft	Sqft	Listing Date	Owner
102	\$168,000	1/1	N/A	N/A	Dec 2019	CASTEL,FRED...
302	\$155,000	2/1	\$167.7	924	Jul 2020	ROTHBERG,RI...
303	\$1,350	2/1	\$1.5	924	Aug 2020	ANDROCHUK...
305	\$1,550/mth	1/1	\$1.9	820	Jul 2020	LEWENBERG,...
310	\$239,000	2/2	\$197.5	1210	Aug 2020	VELASQUEZ,E...
311	\$164,900	2/2	\$149.9	1100	Apr 2018	LEVESQUE,SU...
314	\$1,275	1/1	\$1.6	800	Jun 2020	DENOWITZ,J...
412	\$1,450/mth	2/1	\$1.6	924	Aug 2020	YALTER,BERT...